OFFICE COPY

திருத்திய வரைபடம் I
நாள்: 24.09.2019

மா. வெ. வ. கு. (பி) ..... 51 GOOT
PP/NHR/C/559/2019
2. தேவையானது
24.9.19

PLAN SHOWING THE PROPOSED CONSTRUCTION OF STILT +3 FLOORS RESIDENTIAL BUILDING AT OLD DOOR NO.23, NEW DOOR NO.2, PLOT NO.14, RAJA VEEDHI, CHOOLAIMEDU, CHENNAI - 600 094. COMPRISES IN T.S.NO.128 (AS PER DOC.) T.S.NO.128/1 (AS PER PATTA) BLOCK NO.10, OF PULIYUR VILLAGE, EGMORE NUNGAMBAKKAM TALUK GREATER CHENNAI CORPORATION. DIVISION No.109, ZONE - IX

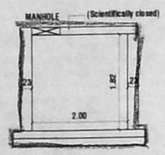

SECTION AA

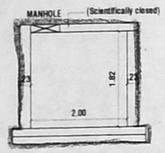

SECTION BB

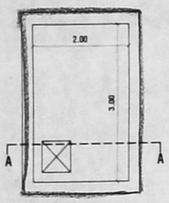

PLAN OF DOMESTIC WATER COLLECTION SUMP

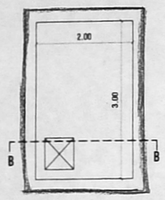

PLAN OF RAIN WATER COLLECTION SUMP

SECTION OF DWARF WALL

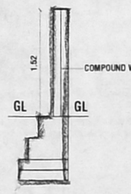

SECTION

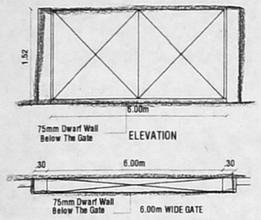

PLAN OF COMPOUND WALL

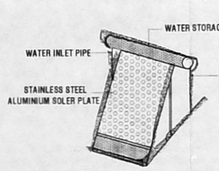

SOLAR WATER HEATER PLAN

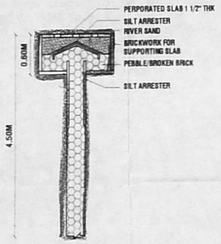

PERCOLATION PIT

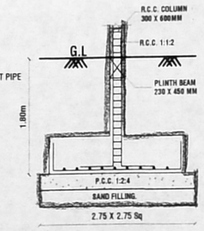

SECTION



PLAN

TYPICAL COLUMN FOUNDATION

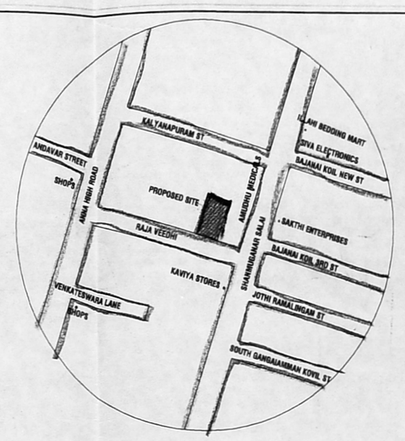

KEY PLAN (N.T.Scale)

OFFICE COPY

This Planning Permission as per the delegated powers given by Member Secretary, CMDA in Office Order No.7/2019 dated 12.03.2019.

Planning Permission No. B/NHR/340/2019

APPROVED
Subject to conditions mentioned in this office
Letter No. PP/NHR/C/559/2019 dated 29.10.2019
SOLAR WATER HEATING SYSTEM
For Deputy Planner
Non High Rise Buildings
Chennai Metropolitan Development Authority
Chennai-600 008.
This approval is valid only after Building Permit is issued by the concerned Local Body

This Planning Permission issued under New Rule TNCDBR, 2019 is subject to final outcome of the W.P.(MD) No.8948 of 2019 and WMP (MD) Nos. 6912 & 6913 of 2019.

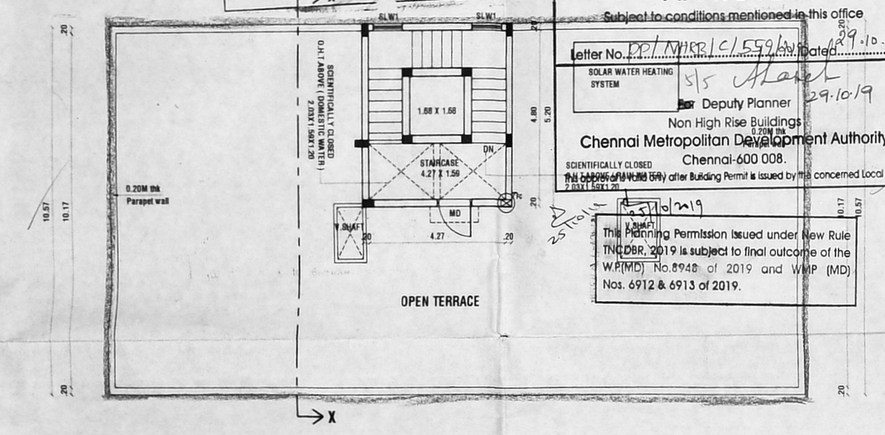

TERRACE FLOOR PLAN

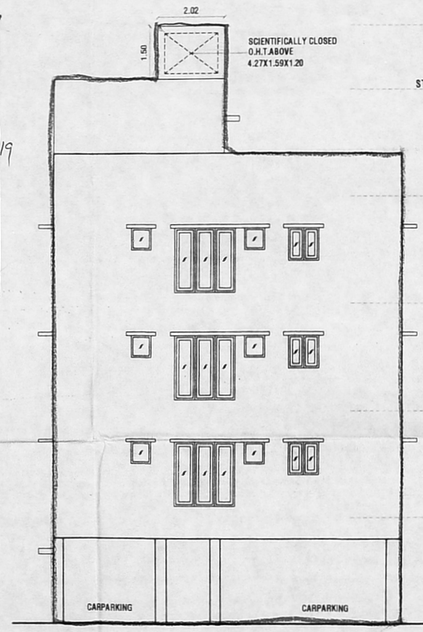

FRONT ELEVATION

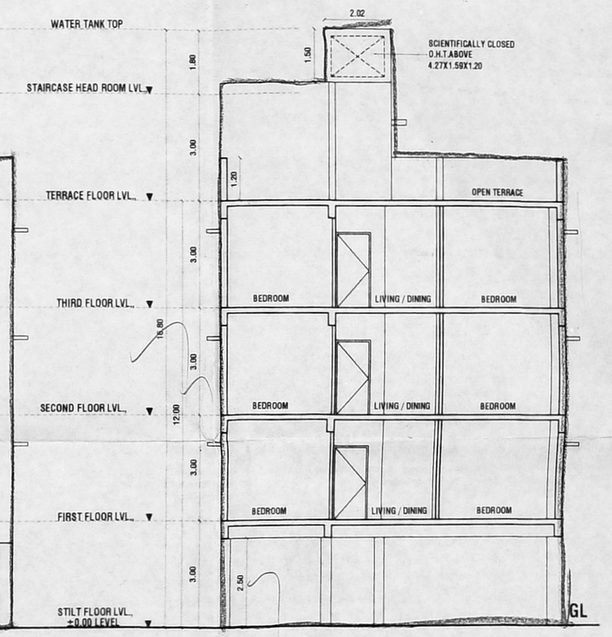

SECTION-XX

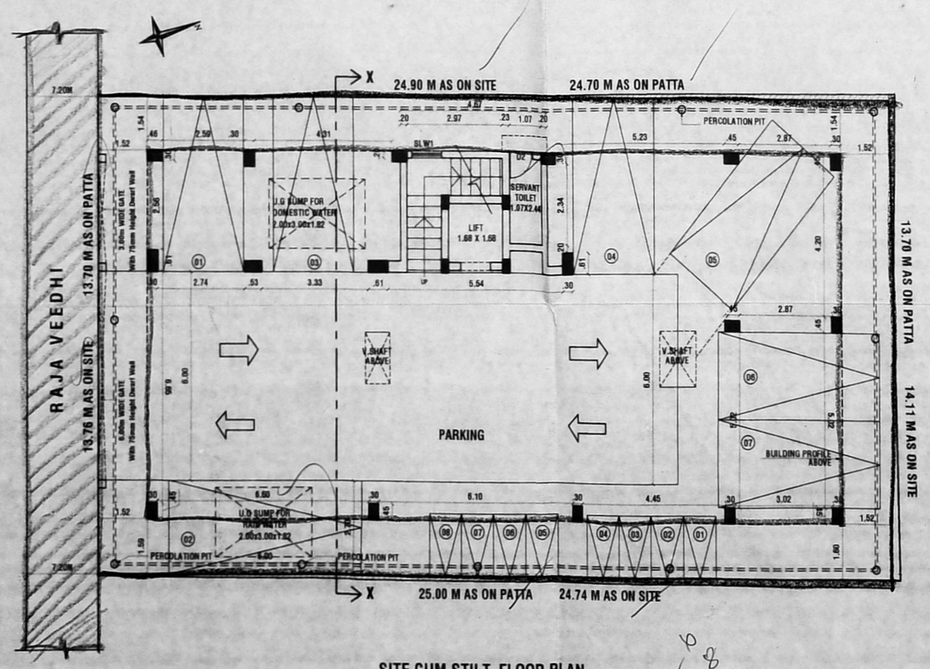

SITE CUM STILT FLOOR PLAN

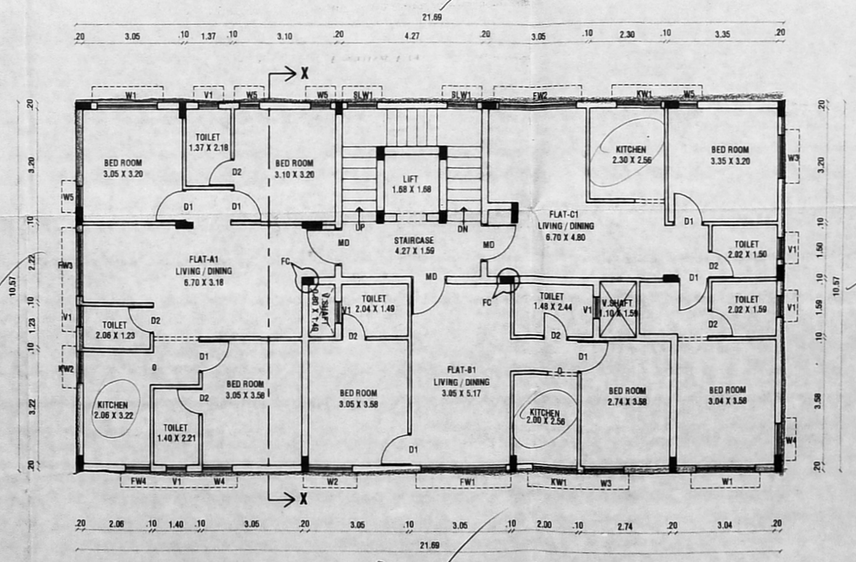

TYPICAL FLOOR PLAN
(1st , 2nd & 3rd Floors)

3+3=9

SPECIFICATION:

BRICK WORK : SUPER STRUCTURE WITH MAIN WALL USING CM 1:5 MORTER
PARAPET WALL CM 1:4 MORTER.
WOOD WORK : MAIN DOOR TEAK, AND OTHER DOORS KONGU WOOD USING.
RCC WORK : MINIMUM GRADE OF CONCRETE M25
FLOORING : ALL ROOM CERAMICS TILES FLOORING.
EARTH WORK : ALL EARTH WORK EXCAVATION IN FOUNDATION TO BE DONE AS PER THE DIMENSION GIVEN IN THE SECTION DRAWING.

NORTH

JOINERY DETAILS

MD	DOOR	1.07 x 2.10
D1	DOOR	0.91 x 2.10
D2	DOOR	0.76x 2.10
FW1	FRENCH WINDOW	2.66 x 1.80
FW2	FRENCH WINDOW	2.44 x 1.80
FW3	FRENCH WINDOW	1.83 x 1.80
FW4	FRENCH WINDOW	0.76 x 1.80
W1	WINDOW	1.83 x 1.22
W2	WINDOW	1.35 x 1.22
W3	WINDOW	1.22 x 1.22
W4	WINDOW	0.91 x 1.22
W5	WINDOW	0.61 x 1.22
V1	VENTILATOR	0.61 x 0.61
KW1	KITCHEN WINDOW	1.37 x 0.91
KW2	KITCHEN WINDOW	0.91 x 0.91
SLW1	STAIRCASE WINDOW	0.91 x 1.22

AREA DETAILS

S.NO.	PLOT AREA DETAILS IN SQ.M	
1	AS PER PATTA	340.00 SQ.M
2	AS PER DOC.	340.02 SQ.M

FLOOR AREA DETAILS IN SQ.M

S.NO.	FLOOR	FLOOR F.S.I AREA SQ.M
3	STILT FLOOR	-
4	FIRST FLOOR	226.31
5	SECOND FLOOR	226.31
6	THIRD FLOOR	226.31
7	TERRACE FLOOR	-
8	TOTAL	678.93

F.S.I = 1.997

COLOR INDEX

PROPOSED BOUNDARY ROAD

SCALE 1: 100

For MALIBAN ESTATES,
Partner

OWNER / (GENERAL POWER AGENT)

RAYYAN IBRAHIM, M.Arch.,
Reg.No.CA/2000/26324 , RA/Gr.I/19/03/060
RAYAN IBRAHIM ARCHITECTS PVT. LTD.
3rd Floor,Omega Wing, Raheja Towers,
No:177, Anna salai, Chennai - 600 002.
Mob : 98400 55536, 86089 16752.
Email :ravan@rayanarchitects.com

LICENSED SURVEYOR